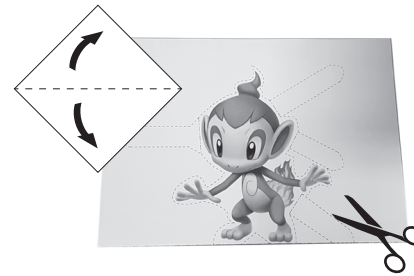




COPRIMATITA CHIMCHAR


Taglia lungo le linee tratteggiate nere, piega lungo le linee tratteggiate rosse e segui i passaggi per creare il tuo coprimatita Chimchar.



1



2



3



4



5



6

Stampa in formato A4



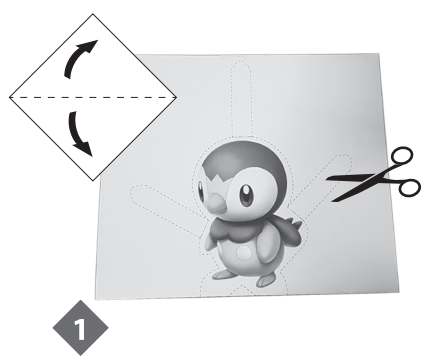


© 2021 Pokémon, TM. © Nintendo.


Stampa in formato A4

COPRIMATITA PIPLUP

Taglia lungo le linee tratteggiate nere, piega lungo le linee tratteggiate rosse e segui i passaggi per creare il tuo coprimatita Piplup.



1



2



3



4




5



6






© 2021 Pokémon, TM. © Nintendo.




COPRIMATITA TURTWIG

Taglia lungo le linee tratteggiate nere, piega lungo le linee tratteggiate rosse e segui i passaggi per creare il tuo coprimatita Turtwig.



1



2




3



4



5



6

Stampa in formato A4

